

national history day MN

2024 State History Day

Saturday, April 20, 2024

Minneapolis Convention Center

Registration is due Thursday, April 4 by 7:59 pm CST

<https://www.mnhs.org/historyday/contests-and-judging/state-history-day>

Follow Us on Social Media

History Day staff will post event updates, finalists, and results on social media

Facebook: National History Day in Minnesota

Instagram: MNHistoryDay

Twitter/X: MNHistoryDay

Major Support Provided By:

The Fred C. and Katherine B. Andersen Foundation, the Ralph and Virginia Kurtzman Fund, the State of Minnesota/Arts and Culture Heritage Funds, the Richard M. Schulze Family Foundation, Frank W. Veden Charitable Trust, and the WEM Foundation.

A Special Thanks to our Regional Partners:

Bemidji State University, Central Middle School (Eden Prairie), Minneapolis Public Schools, Minnesota State University Mankato, St. Cloud State University, Winona State University, University of Minnesota Duluth, University of Minnesota - Twin Cities College of Liberal Arts, St. Paul Public Schools, and White Bear Lake High School (South Campus).



Contents

2	State History Day Checklist	10	Final-Round Judging
3	Contest Registration	11	Advancing to Final-Round
3	Student Presentation Schedule	12	Awards and Results
4	Topical Prize Nomination	12	Streaming of Awards Ceremony
5	Attendance Policy	12	Posting of Final Results
5	Scheduling Requests	12	Evaluations and Participation Certificates
6	Directions	12	National Contest Eligibility
6	Parking	12	Clean-Up
6	Public Transportation		Category-Specific Instructions
6	Participant and Prop/Exhibit Drop-Off	13	Exhibit
7	Map	14	Performance
8	Tentative Event Schedule	15	Documentary
9	Event Check-In	16	Website
9	Parents/Guardians and Visitors	16	Paper
9	Photography and Videography	17	Credit Rule for Websites and Exhibits
9	The Interview	18	Process Papers and Annotated Bibliographies
10	The Judging Process and Criteria	19	Frequently Asked Questions

Get Ready for State History Day!

REGISTER

- ❑ Register online for State History Day **by THURSDAY, APRIL 4, 2024**
 - ❑ Each student must register
 - ❑ Let us know about any scheduling conflicts
 - ❑ **Topical Prize Nomination** (optional), see page 4
- ❑ Pay **ENTRY FEE**. \$15.00/student
 - ❑ Talk to your teacher about who is responsible for payment and who will collect fees for your school
- ❑ Website lockout at **10:59 pm CST, Thursday, April 11**. Website students will be locked out of making changes to their project.

PREPARE

- ❑ Look through your Regional judging evaluation sheets and continue to **IMPROVE** your project
 - ❑ How did judges respond to your thesis?
 - ❑ Are there any additional sources that could enhance your bibliography?
 - ❑ Can you make your argument more clear with better organization?
- ❑ Participate in a **FEEDBACK SESSION** and get additional help on your project (optional)
 - ❑ If you live in Greater Minnesota, talk to your teacher to see if a History Day staff member is visiting your school
- ❑ If you live in greater Minnesota, you may want to **FUNDRAISE** to help cover the cost of your trip to State History Day (optional).

COMPETE

- ❑ A **tentative schedule** will be posted on the Minnesota History Day website after **Tuesday, April 9**. Check this schedule for errors or omissions. Email Sarah.Aschbrenner@mnhs.org with any problems.
- ❑ The **final schedule** will be posted on the Minnesota History Day website on **Monday, April 15**. Check the updated schedule to see if there have been changes.
- ❑ See you at **STATE HISTORY DAY** on Saturday, April 20, 2024!

Questions?

Visit our website: mnhs.org/historyday or contact History Day Staff:

Sarah Aschbrenner

Sarah.Aschbrenner@mnhs.org, 651-259-3489

Contest Registration

Participation in State History Day is open to qualifying entries that participated in a Regional History Day contest and were selected as State Qualifiers.

When Does Registration Open for State?

History Day staff will first need to **advance** your entry from the Regional/District level of competition to the State contest. Please allow us two business days following this event update the system and advance your entry. You will get an automatic notification from zFairs that your entry has advanced. This email will include the registration link to register for State and will be sent to the email you used to register for your Regional/District contest or the Virtual Regional and Paper contest.

- **IMPORTANT:** Advancing your entry to State is just the first step. **You are not registered for State until you (and all group members) actually login and complete online registration.**

Who Needs to Register for State?

All members of a group must register, pay the entry fee, and be included in online registration even if they are unable to attend the contest. Once a group enters the Regional level of competition, they may not change, remove, or add group members.

Who Pays State Entry Fees?

Parents/guardians should talk to their child's teacher to confirm who is responsible for paying student entry fees. Credit cards are accepted during registration but a school may opt to cover the fees. We will be unable to accept fee payment from students or schools at the event itself.

Registration Deadline

The online registration system automatically closes at the registration deadline. Please allow yourself enough time to register for the contest and allow for technical problems that might occur!

Event	Date	Registration Deadline	Website Lockout	Entry Fee
State History Day	Saturday, April 20	Thursday, April 4 at 7:59 pm CST	Thursday, April 11 at 10:59 pm CST	\$15.00/student

Student Registration

Step 1: Locate the Link in Your Advancement Email

There is no public link for this contest. Registration for State is limited to those entries that qualified. From your advancing email, click on the direct link to online registration. If you cannot locate this link, check your spam filter or contact Sarah.Aschbrenner@mnhs.org

Step 2: Login (must be done for each individual or group member)

You will use the SAME STUDENT LOGIN that you used at the Regional/District contest or the Virtual Regional and Paper contest. Do not create additional accounts.

Step 3: Project Information (individual entries and the first team member of group projects)

Your project should already be linked to other group members from the previous level of competition. Review the project information and make any changes, like an updated title.

- Re-submit your written paperwork with any changes you've made since Regionals by the registration deadline. Collecting these in advance allows us to maximize your interview time with judges.

Step 4: Permissions and Waivers

Students and parents must agree to NHD permissions and waivers again for this level of competition.

Step 5: Process Payment

If you are responsible for payment, add a registration fee to your cart and submit a credit card for payment. If you know your school is paying, you can create an invoice and complete registration without paying.

Student Presentation Schedule

A tentative student presentation schedule, listing the presentation time and location for all students, will be posted by Tuesday, April 9 at mnhs.org/historyday. It is your responsibility to check this schedule for spelling errors or omissions. Contact Sarah Aschbrenner at Sarah.Aschbrenner@mnhs.org or (651) 259-3489 with any problems no later than 8:00 am on Monday, April 15. An updated schedule will be posted on Monday, April 15.



Printed Presentation Schedules: The full schedule of student presentation times will **not** be posted at the event. QR codes on signage will be available to scan and see this information on a mobile device.

Topical Prize Nominations

State Qualifiers are also eligible to apply for Topical Prizes. These additional awards are sponsored by a variety of individuals and organizations and recognize outstanding projects focusing on a particular topic or use of a specific resource in creating a project.

Topical Prizes will be judged **virtually** in the weeks leading up to State History Day through a separate judging process than contest judging at the event. Students must complete the separate [Topical Prize Nomination Form](#), and include any additional materials required to be eligible for these prizes. These results will be announced at Pre-Awards at State History Day.

Award winners will receive a packet of information about redeeming their prize. Please note: Cash prizes will require that the students provide a Social Security number by completing a W9 form and returning it to the State History Day office. This information is kept confidential at the Minnesota Historical Society. Students will not receive awards until their forms are returned.

Deadline: Nominations are due with registration by Thursday, April 4, 2023 by 7:59 pm CST

Apply for Topical Prizes

- ❑ **Decide** which prizes you want to apply for (a maximum of 3). Any student/group are eligible to apply for Topical Prizes
 - ❑ Read the descriptions in the [Topical Prize Catalog](#)
- ❑ **Prepare** your entry. You will need to submit a copy of your entire project when you submit your nominations.
 - ❑ It's okay if you're still making changes after this point for your category judges, Topical Prize judging is evaluated completely separately
- ❑ **Complete the [Google Form nomination](#).** Only one group member needs to submit the form

Topical Prize results have no bearing on category judging. Topical Prize judges will review nominated entries in the week prior to the event. All prizes will be awarded during the Pre-Awards Ceremony at State History Day on Saturday, April 20 and with results posted on the website that night.

General Event Information

Attendance Policy

We hope that every individual entry and all members of group entries make every effort to attend State History Day. Judges are volunteers and value speaking to students in-person. We understand, however, that scheduling conflicts may happen.



Missing Members in a Group Entries: Group entries will not be penalized for missing members. One group member may represent the entry at the contest. All group members advancing from the Regional contest must remain listed with the entry and pay the registration fee. **You do not need to notify contest organizers in advance about missing group members as long as one member will be at the event.**



Individual Entries with Attendance Conflicts: Individual entries may make a scheduling request for a specific time through online registration.

- **Phone Interviews:** If you would like to request a phone interview, you must contact the State Coordinator via email for permission at least one week in advance of the contest: Sarah.Aschbrenner@mnhs.org.
- **Unable to Attend:** If you are unable to attend, and cannot participate in a phone interview, but still want to participate, you must contact the State Coordinator via email for permission at least one week in advance of the contest: Sarah.Aschbrenner@mnhs.org.
- **Religious Conflicts:** If you or your group has a religious conflict with State History Day, we are able to accommodate advance interviews with judges. Please contact the State Coordinator as soon as possible to discuss: Sarah.Aschbrenner@mnhs.org or (651) 259-3489.



Performances: Performances must be presented live. Individual entries must be present at the contest for both First- and Final-Round presentations. If a member of a group is missing, students may rewrite the Performance without the missing member, but cannot add or replace group members in accordance with the *NHD Contest Rule Book*. Group Performances that are rewritten to include only one performer must still enter in the Group Performance category.



Final-Round Documentaries: Because there are no interviews in the Final-Round, it is permissible for a teacher or another group of students to play the Documentary in the Final-Round. **You do not need to notify contest organizers in advance** if someone else will play the project in the Final-Round. It is the student's responsibility to arrange this.



Last Minute Emergencies and Illnesses: Staff will make every effort possible to facilitate the fair and safe participation of any student who has already registered for State History Day and has a last minute family emergency, illness, and/or is under quarantine or isolation restrictions that prevents them from attending the event.

- The student must have previously registered for the contest by the registration deadline.
- The parent/guardian, student, or teacher must communicate with the coordinator in advance of the student's judging time. This is to ensure that the entry is not considered a "no show" and mistakenly removed from consideration for advancement.
- **For group entries:** If other members of the group are able to be present in the event, they will be responsible for setting up the project and interviewing with judges.
- **For individual entries:** Judges will review the project without a student interview. Staff members will communicate that this is an approved exception in order to limit any potential bias from the judges.
 - **Websites:** Judges will use previously submitted URL.
 - **Papers:** Judges will use previously submitted Paper.
 - **Documentaries:** A classmate or teacher needs to be present at the judging time to play the project, and to watch for any final-round times at which they may need to play the **Documentary** again.
 - **Exhibit:** A classmate or teacher needs to set up and remove the Exhibit.
- **For individual or group performances:** Since no performance recordings are required to be submitted in advance for regular contest judging, contact Minnesota History Day staff to discuss the most fair and safe option for participation in the Performance category in case of last minute emergencies and illnesses.

Scheduling Requests

Students can request First-Round interview times through online registration. We ask that you use this request for unavoidable conflicts only. First-Round judging generally runs from 9 am to 11:45 am.

Directions

The Minneapolis Convention Center is the venue for State History Day and is located at **1301 Second Avenue South, Minneapolis, MN, 55403.**

Directions (35W from the south): Follow I-35W North and keep left at the fork to continue onto MN-65, follow signs for Downtown/I-94W. Take the 11th Street exit and use the left lane to continue onto 11th St. Turn left onto 2nd Ave. S. Cross 12th St. S. MCC will be on the left and the Plaza Parking Ramp will be on the immediate right. Additional parking available on 3rd Ave. S.

Directions (35W from the north): Follow I-35W South and merge onto I-94W (exit 17B). Follow I-94W towards the 11th Street exit (233A). Use the left lane to continue onto S. 11th St. Turn left onto 2nd Ave. S. Cross 12th St. S. MCC will be on the left and the Plaza Parking Ramp will be on the immediate right. Additional parking available on 3rd Ave. S.

Directions (I-94 from the east): Follow I-94W towards the 11th Street exit (233A). Use the left lane to continue onto S. 11th St. Turn left onto 2nd Ave. S. Cross 12th St. S. MCC will be on the left and the Plaza Parking Ramp will be on the immediate right. Additional parking available on 3rd Ave. S.

Directions (I-94 from the west): Follow I-94E towards the 11th Street exit (233A). Use the left lane to continue onto S. 11th St. Turn left onto 2nd Ave. S. Cross 12th St. S. MCC will be on the left and the Plaza Parking Ramp will be on the immediate right. Additional parking available on 3rd Ave. S.

Directions (I-394 from the west): Follow I-394E to 12th Street N. (exit 9A). Turn right onto N. 12th St. and then right on 2nd Ave. S. MCC will be on the left and the Plaza Parking Ramp will be on the immediate right. Additional parking available on 3rd Ave. S.



Visit the Minneapolis Convention Center Website:

<https://www.minneapolis.org/minneapolis-convention-center/directions-parking/#jlbby-car>

Parking

Parking is available in several ramps, surface lots, and meters near the Convention Center. Daily rates for each of these will vary but do not include in/out privileges. Closest event access will be the 3rd Avenue Ramp.

See the full list of parking options on the Convention Center website:

<https://www.minneapolis.org/minneapolis-convention-center/attendees/public-event-parking-options/>

Public Transportation

If taking public transportation, you should look-up directions to the Minneapolis Convention Center.

Bus: Look for buses marked “Free Ride” and pay no fare when boarding along Nicollet Mall. These buses will bring you from the Convention Center to the Light Rail stops on 5th Street. These free rides are available from:

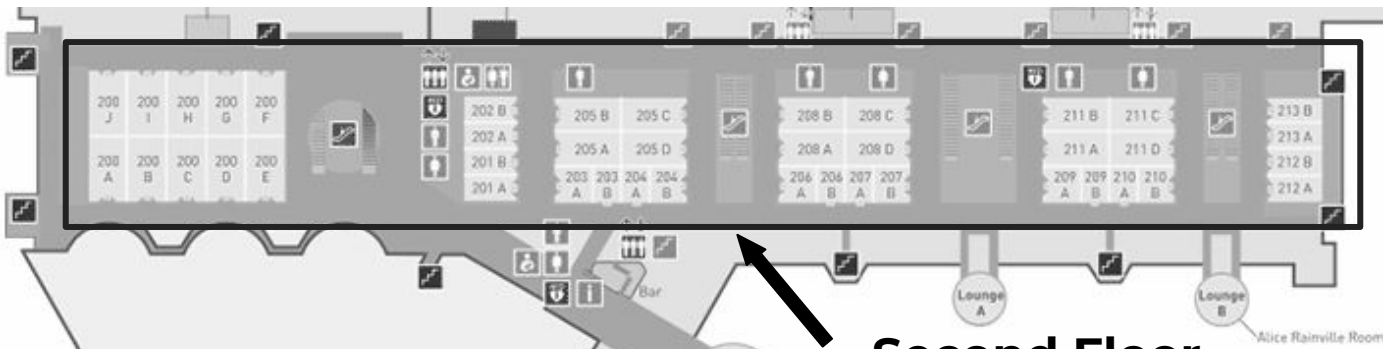
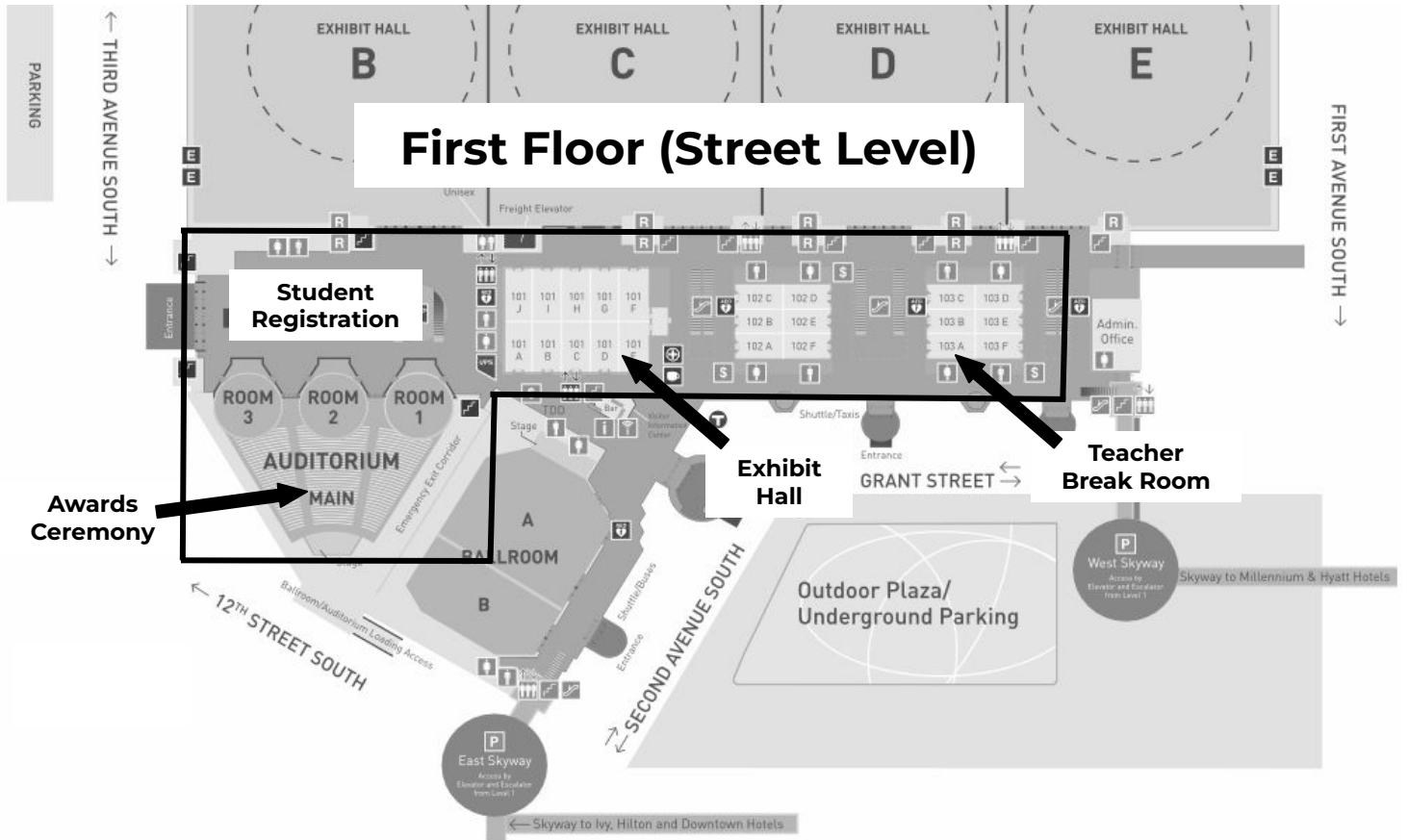
- Boarding a northbound Route 18 between Nicollet and Grant to Hennepin and Washington
- Getting on a southbound Route 10 between Hennepin and Washington and the Convention Center

Participant and Performance Prop/Exhibit Drop-Off

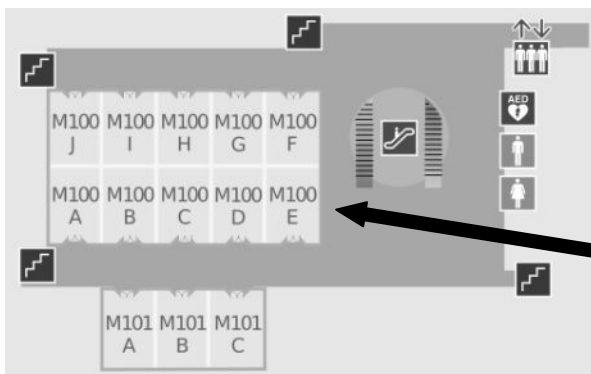
Exhibit and Performances: Closest event access will be from the 3rd Avenue entrance. We recommend dropping students with Exhibits and Performance props off near these doors before parking.

State History Day Event Locations

At the event, the event program and schedule will list specific event locations. Digital signage throughout the Convention Center will be used for wayfinding.



- Papers
- Documentaries
- Papers
- Performances
- Performance Prop Storage
- Websites



- Junior Group Documentaries (First-Round only)

Event Schedule: April 20

8—11:30 am	Registration	Auditorium Lobby, First Floor
8—9 am	Exhibit Halls Open	Exhibit halls are open for public viewing and project set-up (Room 101, First Floor)
9:15 am	First-Round Judging Begins	<ul style="list-style-type: none"> ● Exhibits: Room 101 (First Floor) ● Performances: Second Floor ● Documentaries: Mezzanine Level, Second Floor ● Papers: Second Floor ● Websites: Second Floor
9 am—12 pm	Limited Access to Exhibit Halls	<p>During First-Round judging, there is limited access to Exhibit areas. Only the following should be in the halls:</p> <ul style="list-style-type: none"> ● Judges ● Students being interviewed ● Students actively setting up projects, ● Teachers/parents/guardians supporting those students being interviewed and/or setting up projects
9 am — 1 pm	Teacher Room	Room 103A (First Floor)
12—1:30 pm	Public Viewing of Exhibits and Papers	Exhibit Halls open for public viewing (Room 101, First Floor)
Approx. 1:30 pm <i>Pending completion of First-Round judging</i>	Final-Round Schedules for Documentary and Performance Posted	<ul style="list-style-type: none"> ● On social media: @MNHistoryDay ● Online: mn.nhd.org
1:30—4:15 pm (est.)	Final-Round Exhibit and Website Judging Begins	Rooms closed, students not present
1:30—4:15 pm (est.)	Exhibit Hall Closed for Final-Round Judging	Only judges are permitted in the Exhibit halls during Final-Round judging. Rooms will remain closed and no Exhibits may be removed until Final-Rounds are done, approximately 4:15 pm
2—4:15 pm (est.) <i>Pending the posting of First-Round results</i>	Final-Round Documentary/Performance Judging	Various Rooms, Second Floor
4:30 pm (est.)—7:30 pm	Exhibit Removal	<p>Room 101 (First Floor)</p> <ul style="list-style-type: none"> ● Pending the completion of Final-Round judging, Exhibits may be removed. ● Any Exhibits remaining after 7:30 pm will be disposed of by Convention Center staff.
3 pm	Final-Round Website and Exhibit Entries Posted	<ul style="list-style-type: none"> ● On social media: @MNHistoryDay ● Online: mn.nhd.org
5 pm	(Optional) Pre-Awards Presentations: Teacher recognition, Topical Prizes	<p>Auditorium (First Floor). Doors open at 4:30 pm. No category results will be announced during pre-awards.</p> <ul style="list-style-type: none"> ● <i>Please note that due to space, Exhibits and Performance props should not be brought into the Auditorium.</i>
5:30—6:30 pm	Awards Ceremony: Category Results	Auditorium (First Floor)
6:30—7:30 pm	National Qualifiers Meeting	Specific room TBD

Check-In: 8 — 11:30 am

All check-in will take place on the first floor of the Convention Center, in the lobby outside of the Auditorium. Registration will be organized alphabetically by last name. Only **one** member of a group is required to check-in.

Parent/Guardian and Visitor Information

Parents/guardians and other friends and family members attending State History Day can visit the main information table on the first floor of the Convention Center. You can find a program with contest information, general schedule, and FAQs.

Teacher Break Room

Teachers are welcome to take a seat, charge their phones, or have a cup of coffee in our Teacher Break Room, located in Room 103A (first floor) from approximately 9 am – 1 pm.

Photography and Videography

Official event photographers will capture the day, as well as the Awards Ceremony. Photos will be uploaded to our Flickr page and linked from our website as soon as they are available. Please respect the student participants and judges by not letting personal photography or videography interfere with the judging process. Spectators must have advance student permission to photograph or video-record during Performances. Spectators must request the student **and** judge permissions to record interviews in any category.



Photography, Videography and Streaming of Awards Notice: By participating in this event, you consent to having your image recorded for informational or publicity purposes. If, however, you object to having your image recorded for any such potential use, you must affirmatively inform the organizers, who will make every effort to honor your wishes.

The Interview

Each entry is assigned a specific time during which students will meet with and be interviewed by the judges. The judge team may question students about any aspect of their entry. Judges are provided with a list of sample questions, but **may ask questions outside of the sample list**. Possible questions include:

- What was a helpful source?
- How does this topic fit the theme?
- What was a challenging part of your History Day experience?
- How do you think your topic influenced history?
- Is there anything you would like to tell us that we haven't asked about?



The interview portion of judging is not weighted in the NHD rubric. **All History Day entries are expected to be understood without the need for a student to explain or clarify the material presented.** There are no interviews during Final-Round judging.



If a student needs **accommodation** for their interview or any part of State, please let us know through the online registration form or contact the State Coordinator directly: Sarah.Aschbrenner@mnhs.org.

The Judging Process and Criteria

Evaluating history is a subjective process, but National History Day has established criteria and methods to achieve fair decisions. All decisions are made by the consensus of the judging teams. In effect, History Day judging is a jury process, where the judges have to reach a shared conclusion, rather than a point system. Judges take into consideration both the project itself and the annotated bibliography when evaluating a project. **If a project does not have an annotated bibliography, they are unable to advance to the Final-Round of competition.**

Historical Quality (80%): Historical Quality assesses the project's research, analysis, interpretation of the topic, and relationship to the theme. There are eight criteria, each carrying equal weight, and are the same for all categories.

- **Historical Argument:** The use of analysis and evidence to support the historical argument
- **Theme:** The clarity and connection of the topic to the theme in the project
- **Wide Research:** The use of a variety of types of primary and secondary sources
- **Primary Sources:** The support that primary sources give the argument. They may include, but are not limited to first-hand accounts of the topic such as letters, speeches, diaries, contemporary newspaper articles, oral history interviews, documents, photographs, and artifacts.
- **Historical Context:** The relevant connections the student makes to the topic's time and place
- **Multiple Perspectives:** The integration of different perspectives into the project
- **Historical Accuracy:** The accuracy, credibility and lack of critical omissions in historical information
- **Significance in History:** The analysis of the impact of the topic in history

Clarity of Presentation (20%): Although historical quality is most important, the entry must be presented in an effective manner. It is important to remember that the NHD criteria specify *clarity* of presentation, which does not necessarily mean a flashy presentation. Judges will be careful to look beyond glitz in projects for organization, neatness, etc. You can find the category-specific clarity of presentation criteria on the [rubric](#).

Rule Compliance

Judges will take any rule infraction into consideration in their final rankings. Minor rule infractions will *not* disqualify an entry, but rule infractions that give students an unfair advantage will be taken into consideration in determining a project's final ranking. Take close look at the "Rules for All Categories" and the "Individual Category Rules" in the *National History Day Contest Rule Book* for specific rules for each category.

Disqualification

Tampering with another entry, plagiarism, and revising or reusing an entry from a previous year – whether your own or another student's – is unacceptable and will result in disqualification.

Selecting Finalists

After finishing the First-Round, judges will meet to discuss the entries they have reviewed. Performance, Documentary, Website, and Exhibit judges will select the top three entries in their First-Round judging group. These entries will then become part of a Final-Round judging process in the afternoon. Research Papers have already gone through preliminary judging. Paper judges will determine the top five award-winners after interviews are complete.

Final-Round Judging

The Exhibit, Performance, Website, and Documentary categories will have a Final-Round of judging at State. A new set of judges will view the Final-Round entries and select award winners.

- **Exhibit and Website:** Students are NOT present for the Final-Round of judging. Exhibit and Website rooms are closed to the public during final judging. Exhibit students should double-check that at least two copies of their process paper and bibliography are in front of their Exhibit before the room closes. A list of the projects that have advanced to the Final-Round will be posted to social media (@MNHHistoryDay) at the times listed below as well as online at mn.nhd.org.
- **Performance and Documentary:** Students with Performance and Documentary entries will present their entries in the Final-Round, but will not be interviewed by judges. Performance and Documentary students selected for the Final-Round of judging should have two copies of their process paper and bibliography ready for this round of judging. Performance and Documentary rooms are open to the public during Final-Round judging. A list of the projects that have advanced to the Final-Round of judging will be posted to social media (@MNHHistoryDay) at the times listed below as well as online at mn.nhd.org.

Category	Estimated Posting Time	Final-Round Judging Begins	Are students Present for the Final-Round?
Documentary	1:30 pm	2 pm	Yes
Performance	1:30 pm	2 pm	Yes
Exhibit	3 pm	1:30 pm	No
Website	3 pm	1:30 pm	No

Advancing to Final-Round

The Final-Round judging process is shaped by the number of entries in each category:

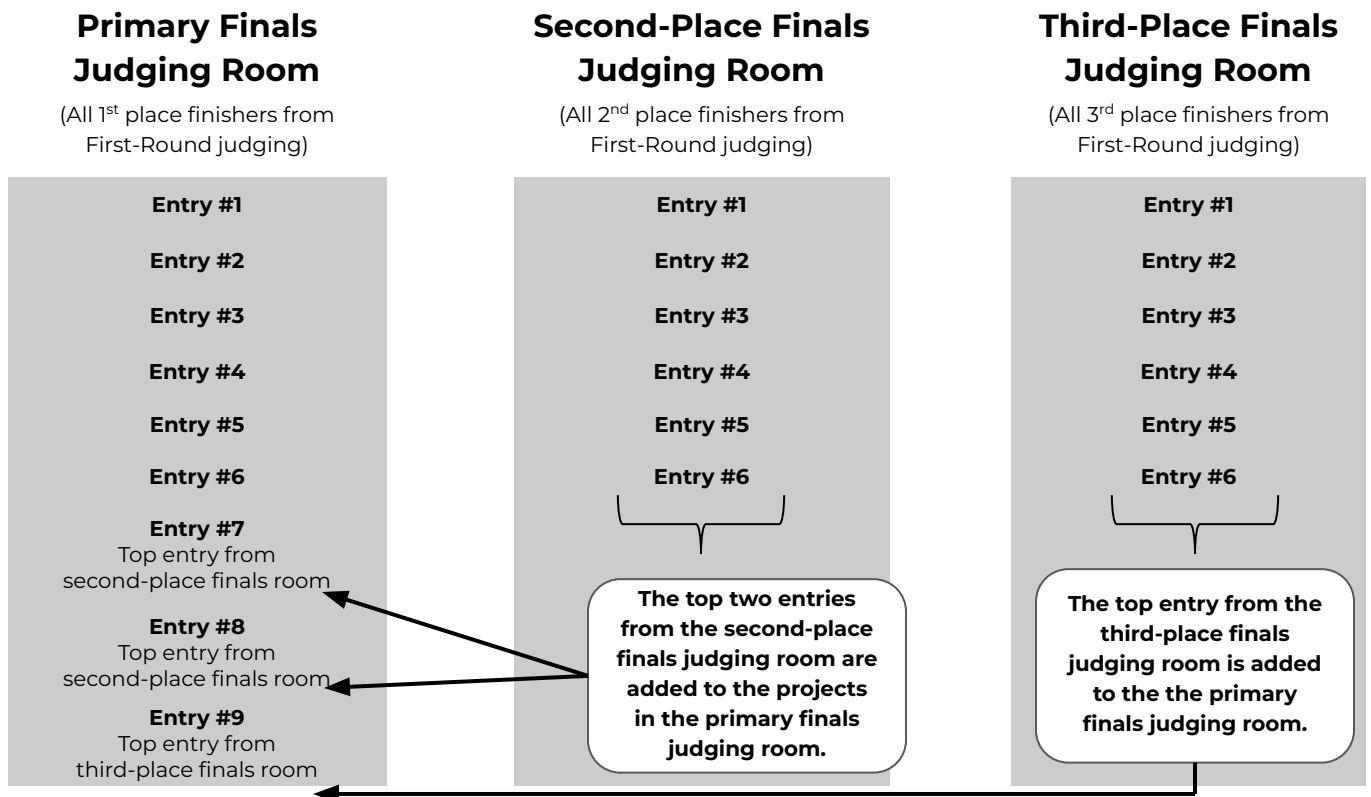
Senior Documentaries and Senior Performances: Senior Documentaries and Senior Performances will have three First-Round judging teams in each category. The top three entries from each First-Round room advance to a single Final-Round room. These judges will view all of the finalists and select winners.

All Exhibits, All Websites, Junior Documentaries, and Junior Performances: There will be at least four First-Round judging teams in each of these categories.

- The **top entry** in each First-Round room will advance to the primary finals judging room.
- The **second-place entry** in each First-Round judging room will advance to the second-place finals judging room. After evaluating these presentations the judges will select the top two entries in the second-place finals judging room to immediately advance to the primary finals judging room.
- The **third-place entries** in each First-Round judging room will advance to the third-place finals judging room. After evaluating these presentations the judges will select the top entry in the third-place finals judging room to immediately advance to the primary finals judging room.

Performances and Documentaries: Pay Attention!

In Junior Performance and Junior Documentary categories, the top entries in the second-place and third-place finals judging rooms will be required to present for a third time. The judges who make this decision will announce the entry that is moving on shortly after the final presentation in the second- and third-place finals rooms. Students should stay nearby to make sure that they do not miss this announcement. See the diagram below.



Why are Final-Rounds Designed this Way?

This system is designed to make sure that the top three entries in each First-Round judging room receive the opportunity to be reviewed in a Final-Round judging process. Participation in the second-place or third-place finals judging room run-off does not affect the judging in the primary room. **Many entries have progressed to Nationals after advancing from the second- and third-place finals judging rooms.**

Awards and Results

The Awards Ceremony will take place in the **Auditorium**, on the first floor of the Convention Center.

- Doors will open at 4:30 pm.
- **Pre-Awards** will begin at 5 pm and include thank you's, announcements, teacher recognition, and Topical Prize results. **No category results** will be announced during Pre-Awards.
- The **Awards Ceremony** will start at 5:30 pm, pending the completion of Final-Round judging, and will run until 6:30 pm. Students are encouraged to sit with other representatives of their school and applaud the efforts of all winners. You may want to bring signs to let the other participants know where you are, but no Exhibits or Performance props will be allowed into the Auditorium. **All students who are finalists to sit on, or near, the aisle to help speed up the presentation of awards.**



History Day staff has made every effort to ensure an efficient Awards Ceremony. Pre-Awards is designed to distribute awards and recognition that are available earlier. We are not delaying category results. **Category results will not be available until 5:30 pm.** Given the volume of award winners, this ceremony will run until 6:30 pm.

Streaming of Awards Ceremony

Minnesota History Day plans to stream the Pre-Awards and the Awards Ceremony on Facebook Live starting at 5 pm. Find us at National History Day in Minnesota.

Posting of Final Results

Complete results, including National Qualifiers, Honorable Mentions, and Topical Prize winners, will be posted on our website by 9 pm on Saturday, April 20: <http://mnhs.org/historyday>

Judge Evaluations and Participation Certificates

Judge evaluations will take time to process and will not be available during the day or immediately following the Award Ceremony. Teachers will be notified when evaluations from first and, if applicable final-round judges are available. Participation certificates will be mailed directly to teachers.

National Contest Eligibility

The first- and second-place award-winners in each category are eligible to advance to the NHD National Contest at the University of Maryland near Washington, D.C. Travel dates for the Minnesota delegation will be June 8-14. National Qualifiers will receive a packet of information concerning the National Contest at the Awards Ceremony. This information will be explained in a meeting immediately following the Awards Ceremony (specific room TBD). **Registration for nationals is due Tuesday, May 14.** There is only a short time to make participation arrangements. It is important that eligible award-winners attend the National Qualifiers meeting immediately following the Awards Ceremony.

National Qualifiers, their immediate family members, and their teachers are also invited to attend a reception in their honor to be held at the **Minnesota History Center in St. Paul on Saturday, May 4 from 11 am–3 pm. Participation is extremely important.**

Clean-Up

TAKE-DOWN REMINDER! Exhibits, props, and media equipment may be removed before or following the Awards Ceremony. All personal belongings must be removed by 7:30 pm. Any lost-and-found questions should first be directed to the Minneapolis Convention Center by checking their website (<https://www.minneapolis.org/minneapolis-convention-center/attendees/lost-found/>) or calling their Command Center 24/7 at 612-335-6040. If your item is not found, then contact the State History Day office at (651) 259-3489 on the Monday following the event. **History Day staff will not save Exhibits that are left behind.**

Exhibit Category Notes

Location: Room 101, First Floor

What to Bring: In addition to your Exhibit, and any special tools or materials you need for set-up, you must bring **four copies of your process paper and annotated bibliography.**



Word Count: Students should include the number of student-composed words in their Exhibit and the number of words in their process paper on the title page.



Credits Required for all Visual Sources: In accordance with the National History Day rules, implemented in 2020, credits are required for all visual sources on Exhibits. Review the instructions on page 31.

Upon Arrival: Student check-in is on the first floor of the Convention Center, outside of the Auditorium.

Set-Up: Students should have their Exhibit ready, and be at their table about 10 minutes before their judging time. Students may have assistance to carry and lift Exhibits, but **students are required to do all set-up.**



Three-Dimensional Exhibits: Space for three-dimensional (walk-around) Exhibits will be made by the Exhibit room coordinator after check-in. A limited number of walk-around tables will be available. If you move your Exhibit to a separate table, leave a note and wait for your judging team at your original table. Be sure your table number is posted in both locations.



Valuables: Please do not leave valuables unattended during First-Round judging. Judges and staff will not “guard” objects for you.



Electricity: Students with Exhibits needing electricity should indicate this during registration and plan to bring an extension cord. There is limited access to electrical outlets in the Exhibit Hall.

Public Viewing of Exhibits: Our highest priority is to make sure the Exhibit hall is a place for fair judging. Access to Exhibit areas will be limited at several points during the day.

- **8:00—9:15 am:** Open access for Exhibit set-up and public viewing.
- **9:15 am—12:00 pm:** Limited access for First-Round judging. Only judges, students currently being interviewed or setting up projects, and parents/teachers supporting students currently being interviewed or setting up should be in the room.
- **12:00—1:30 pm:** Open access for public viewing
- **1:30—4:15 pm:** Closed access for Final-Round judging. Only judges are permitted in Exhibit areas.
- **4:30 (estimated)—7:30 pm:** Open access for Exhibit removal.

Final-Round Judging: After the First-Round of judging is complete, judges will select their top three entries to move on to Final-Rounds of competition. During the Final-Round of judging, a different judge panel will view Exhibits **without** student representation. Make sure that there are at least two copies of your Process Paper and Annotated Bibliography in front of your Exhibit before the room closes for Final-Round Judging.

When Can I Remove My Exhibit?

Under NO CIRCUMSTANCES will students who did not make finals be allowed to remove their Exhibits before the end of final judging.

Once Final-Round judging is complete, Exhibits may be taken down and removed (tentatively 4:30 pm) or stay in place until after the Awards Ceremony. All Exhibits must be removed from the Convention Center after the Awards Ceremony and no later than 7:30 pm.

If you need to leave the contest before Final-Round judging is done, make arrangements with your school or other students to pick up your Exhibit. National History Day in Minnesota will not be responsible for any Exhibits that are left behind and they will be disposed of by Convention Center staff.

Be sure to bring:

- Your **exhibit**
- Four copies of your **title page, process paper, and bibliography**
 - Stapled
 - Printed *before* coming to State
- Any **supplies** you need for set-up,
 - Screwdriver or drill?
 - An extension cord?
- Project repair kit:** Double-sided tape or a glue stick in case something falls off in transit

Performance Category Notes

Location: Second Floor

What to Bring: Do not assume that props or backdrops will be available in the Performance judging rooms. Chairs and/or tables may be available, but students should bring their own if they are needed for the Performance. No pianos will be available. In addition to your props, you must **bring four copies of your process paper and annotated bibliography.**



Word Count: Students should include the number of words in process paper on the title page of their process paper and bibliography.

Upon Arrival: Student check-in is on the first floor of the Convention Center, outside of the Auditorium. Only one student needs to check-in for a Performance group. There will be a prop storage room on the Second Floor. We recommend being dropped off at the entrance from **3rd Street** for closest access to registration and prop storage.

Prop Storage: A prop storage room will be available near Performance judging rooms. Do not leave valuables in this area. It will **not** be supervised by History Day staff. Please keep your props organized and out of the hallways. All props must be removed by 7:30 pm or will be disposed of by Convention Center staff.

Set-Up: Students must set up all backdrops and props without help from parents or teachers.

Viewing Performances: Both First- and Final-Round Performances are open to the public. Audiences should silence their cell phones and only enter or exit a room between presentations.

Final-Round Judging: Performance students may need to be present for the Final-Round of judging. After the First-Round of judging is complete, judges will select their top three entries to move on to Final-Rounds of competition. During the Final-Round of judging, a different judge panel will view Performances without student interviews. If selected for the Final-Round, you will need two copies of your Process Paper and Annotated Bibliography.

Performance Prop Drop-Off: The doors from 3rd Avenue will provide the easiest event access for Performance students.

Be sure to bring:

- ❑ Four copies of your **title page, process paper, and bibliography**
 - ❑ Stapled
 - ❑ Printed *before* coming to State
- ❑ An extra copy of your **script** (*not* for the judges, only for your reference)
- ❑ **Props**, if needed
 - ❑ Rooms will likely have chairs, but do not count on any specific props to be available
 - ❑ Costumes, make-up, or hair supplies (and clothes to change into when done)
 - ❑ Technology, if needed. Rooms will not have computers, projectors, or extension cords
- ❑ **Emergency supplies**
 - ❑ Consider double-sided tape, glue stick, rubber bands, or safety pins
 - ❑ Garbage bag to cover props in case of rain while bringing props inside

Documentary Category Notes

Location: Mezzanine Level and Second Floor.

What to Bring: In addition to your Documentary, you must bring **four copies of your process paper and annotated bibliography.**



Word Count: Students should include the number of words in process paper on the title page of their process paper and bibliography.

Available Equipment: Each room will be equipped with the following equipment:

- Audio and projection system with HDMI Port adapters.
- Chromebook with USB drive and wireless Internet connection.
- **NO DVD players will be available at State History Day!**

Upon Arrival: Student check-in is on the first floor of the Convention Center, outside of the Auditorium. Only one member of a group must check-in.

Testing Your Equipment: Documentary rooms will be open prior to the First-Round judging time. Students may test Documentaries on the equipment in rooms prior to the first judging time. It is the **STUDENT'S RESPONSIBILITY** to make sure that they have a presentation format that works with the available equipment (or their own equipment) and is ready to go at their scheduled judging time.

Set-Up: Documentary students should use their five-minute set-up time to make sure that all equipment is in working order and that sound levels are correct.

Viewing Documentaries: Both First- and Final-Round Documentary judging is open to the public. Audience members should silence cell phones and only enter or exit a room between presentations.

Final-Round Judging: After the First-Round of judging is complete, judges will select their top three entries to move on to Final-Rounds of competition. During the Final-Round of judging, a different judge panel will view Documentaries without student interviews. If selected for the Final-Round, it is preferable if students are present for the Final-Round of judging, however, a teacher or other trusted student can play the Documentary in the Final-Round, if necessary. If selected for the Final-Round, you will need two copies of your Process Paper and Annotated Bibliography.

Web-Based



Students can upload their Documentary to a private channel on a web-based service, like YouTube, or save them to a Cloud-based storage service, like Google Drive. **The video should be only accessible to them.**

Bring Your Own Device

Bring your own laptop, tablet, or iPad and play your Documentary directly from the device.

An audio and projection system with an HDMI port will be available. Students are responsible for any additional adapters they may need to connect their own device.

MP4—USB Flash Drive

From your documentary software, save or export your project as a **.MP4 file**. This file type is playable on a wide variety of computers.

You must save your .MP4 to a USB flash drive, which you can plug into the Chromebook in the Documentary room.

Be sure to bring:

- Your **Documentary**
 - See instructions on this page on how to be prepare your project
- A **backup** of your Documentary in another format
- Technology**, if needed
 - If bringing your own device, you will need to provide the device and any necessary adapters
- Four copies of your **title page, process paper, and bibliography**
 - Stapled
 - Printed *before* coming to State

Website Category Notes

Location: Second Floor



Word Count: Students should include the number of student-composed words in their Website and the number of words in their process paper on the home page of their Website.



Website Editor Lockout: Judges will review Websites in advance of State History Day. Website students will be LOCKED OUT of editing their site at 10:59 pm CST on Thursday, April 11.

What to Bring: Students do not need to bring copies of their process papers or bibliographies for the judges. These materials **MUST** be included on the Website. **Students must bring laptops or tablets for their reference during their interviews.**

Upon Arrival: Student check-in is on the first floor of the Convention Center, outside of the Auditorium.

Interviews and Project Viewing: Website students will be interviewed by a panel of judges at State History Day. Judges will have already reviewed the projects in advance of the contest. Interviews are open to the public, however, judges have viewed projects in advance. Students will not present their Website or walk judges through each page. Audiences should not expect to view Websites in-depth during the interview.

Final-Round Judging: After the First-Round of judging is complete, judges will select their top three entries to move on to Final-Rounds of competition. During the Final-Round of judging, a different judge panel will view Websites without student representation. A list of entries that have advanced to the Final-Round of competition will be posted online at mn.nhd.org once they are available.

Be sure to bring:

- ❑ A **laptop or tablet** (for your reference during interview)
- ❑ A **printed copy of your bibliography** (if wanted, for your reference. Judges will view this on your website.)

Paper Category Notes

Location: Second Floor

Word Count: Students should include the number of words in their Paper on the cover page. **Remember: All words in the text of the paper count towards the word limit, both student-composed and quoted words.**

What to Bring: Paper judges have already received and read Papers in advance of State History Day. Students may bring a copy of their Paper with them for personal reference, but are not required bring copies of their Paper for the judges.

Upon Arrival: Student check-in is on the first floor of the Convention Center, outside of the Auditorium.

Interviews: Research Paper State Finalists will be interviewed by a panel of judges at State History Day. Judges will have already reviewed the projects in advance of the contest. Interviews are open to the public, however, audiences should only enter or exit a room between interviews. Audiences should also remember that students will respond to judge questions during interviews, not give a formal presentation of their project.

Viewing Papers: All Final-Round Papers will be on display in the Exhibit Hall during public viewing at the event. Students or teachers may pick up their own Paper from the display after 4:15 pm.

Awards Ceremony: All Paper students being interviewed at State will receive an Honorable Mention or first through fifth place medal at the Awards Ceremony.

Be sure to bring:

- ❑ A **printed copy of your paper and annotated bibliography** (for your reference, only)

Important Note About Paper Judging at State History Day

Only students who were selected as Paper State Finalists will be interviewed at State History Day. History Day staff notified Paper Finalists by email of their eligibility to be interviewed at State. If students were not contacted by the History Day office, they were not Finalists and will not be interviewed at State.

Websites and Exhibits: Credits for Visual Sources

The *National History Day Contest Rule Book* REQUIRES credits for visual sources. Judges will look for credits on both Websites and Exhibits at the Regional, State, and National levels of competition.

National History Day Contest Rule Book

- All quotes and visual sources (e.g., photographs, paintings, charts, graphs) must be credited on the exhibit and cited in the annotated bibliography (See: 6.4. *Individual Category Rules – Exhibit, Rule D5, pages 30-31*).
- All quotes and visual sources (e.g., photographs, paintings, charts, graphs) must be credited on the website and cited in the annotated bibliography (See: 6.5 *Individual Category Rules – Website, Rule E6, pages 33-36*).



Alice Paul, 1918, Library of Congress

Alice Paul was responsible for the campaign for women's suffrage and the introduction of the Equal Rights Amendment.

Caption

A student-written **caption** is not required and does not count toward the student-composed word limit.

There is no template for a caption. Captions count toward your word limit, so keep them brief when possible!

If you include a caption, you should put it near to the image, either below or to the side.

Credit

A brief, factual **credit** is required and does not count toward the student-composed word limit.

Generally, credits are in the following format:

Brief title or description of image, Year it was created, Creator of image or organization that owns image

A credit is much shorter than a citation. For example: The sample credit includes the organization where this picture can be found, but does NOT include the publisher or city.

Students may consider including these credits in a smaller font, below or to the side of the image on the Exhibit, similar to how a credit appears in a book.

← **Credit**

← **Caption**

	Required?	Counts to Student-Composed Word Limit?
Caption	No	Yes
Credit	Yes	No

Questions?

Learn more about the difference between a caption and a credit by watching a short video:

<https://vimeo.com/441104539>

Process Papers and Annotated Bibliographies

All materials must be printed on plain white paper and stapled in the upper left-hand corner. No covers. No artwork or special paper. Bring at least four copies when you are judged. Staple your papers BEFORE coming to the event. Consider keeping a digital back-up of these files in your email or online.

1. TITLE PAGE

- Title of Project
- Student Name(s)
- Age Division and Entry Category
- Word Count:
 - **Exhibit:** Number of student-composed words in Exhibit and number of words in process paper
 - **Paper:** Total number of words in text of Paper (both student-composed and quoted material)
 - **Website:** Include the number of student-composed words in the Website as part of the information on your homepage
 - **Performance and Documentary:** Number of words in process paper
- DO NOT include your grade, school, or teacher name.

2. PROCESS PAPER 500 words, 4-5 Paragraphs

- How did you choose your topic and how does it relate to the annual theme?
- How did you conduct your research?
- How did you create your project?
- What is your historical argument (thesis)?
- In what ways is your topic significant in history?

3. ANNOTATED BIBLIOGRAPHY

- Separate into primary and secondary sources and alphabetize.
- Use MLA or Turabian style guide for your citations.
- Each citation should have an annotation. Each annotation should be no longer than 2-3 sentences. The annotation should explain:
 - How you used the source
 - How the source helped you to understand the topic

(Sample title page for Exhibit category)

The British Reaction to the American Revolution

Jill Jones and Rebecca Smith
 Junior Division
 Group Exhibit
 Exhibit contains 498 student-composed words. Process paper contains 450 words.

Exhibit Word Count <i>No more than 500 student-composed words</i>	Website Word Count <i>No more than 1,200 student-composed words</i>	Research Paper Word Count <i>Between 1,500-2,500 total words</i>
<p>The Exhibit word count only applies to student-composed text. It does not count materials used to identify illustrations or used to briefly credit the sources of illustrations or quotations; words within primary documents and artifacts; and the annotated bibliography and process paper.</p> <p>More Info: Rule D3 on page 31 and Figure 3 on page 21 of the <i>NHD Contest Rule Book</i>.</p>	<p>The Website word count only applies to student-composed text. The word count does not include quoted material; code used to build the site; alternate text tags; words found in materials used for identifying illustrations or used to briefly credit the sources of illustrations or quotations; recurring menus, titles, and navigation instructions; words within primary documents and artifacts; and the annotated bibliography and process paper.</p> <p>More Info: Rule E3 on page 34 of the <i>NHD Contest Rule Book</i>.</p>	<p>Each word or number in the text of a Research Paper counts as one word (including quoted material). The word limit does not apply to notes, annotated bibliography, illustration captions, and supplemental/appendix material.</p> <p>More Info: Rule A2 on page 23 of the <i>NHD Contest Rule Book</i>.</p>

Frequently Asked Questions about State

How many students will be at State?

We're expecting about 900 students and 600 entries.

What if I have a scheduling conflict?

Use online registration to let us know. Check the tentative schedule when it's posted.

Who are the judges?

History Day judges are volunteers. They come from a variety of professional backgrounds. They love history and working with young people.

What should I wear?

There is no dress code. Wear clothing that makes you feel confident. **Remember:** Only Performance students can wear costumes.

Where can I eat?

There will be concessions available inside the Convention Center. There are also several restaurants within walking distance from the Convention Center.

How much money should I bring?

Students will need money for lunch and snacks. You can also purchase t-shirts, mugs, and buttons.

What should I do when I'm done being judged?

Students should bring games, music, or homework to State. You can also watch other student presentations or friends being judged to show your support! You could also leave and come back later if you choose.

What if I need help with technology?

- **Limited** tech support will be available near Documentary rooms during judging.
- **Wireless Internet Access:** Select the open guest wireless network.

Why isn't the Exhibit hall open all the time?

Judges and students have told us that it is hard to look at Exhibits and talk with judges while the room is full of excited people. We are limiting access to Exhibit areas to help keep distractions to a minimum and improve judging.

What if I arrive and need to set-up my Exhibit after First-Round judging has already started?

Students and their support crew can enter the room to set-up projects even after judging has started. They should stay as quiet as possible and leave as soon as they are done setting up.

How many copies of process papers and bibliographies do I need?

Bring at least four copies. Remember to print AND staple them before arriving!

- **Note on Printing:** There will be a printer available near the registration area for *emergencies only*. We will only be able to print one copy of paperwork.

What should I do/bring for Documentary or Website technology?

Please look at the category-specific instructions so you can bring all necessary equipment to State.

Can we leave and come back?

Yes. You can leave and come back to the event. For Performances and Documentaries, look at the instructions for your category so you do not miss Final-Round postings and that you can return to the event in time for Final-Round if you are being judged again. Keep in mind that you will have to pay for parking again if you leave the ramp or lot.

Will Final-Round schedules be posted online?

Final-Round schedules will be posted on social media (@MNHHistoryDay) as well as at mn.nhd.org.

Do I have to be there for Final-Round?

If selected for Final-Round, Performance students must be present. No taped Performances are allowed. We prefer that Documentary students are present if selected for Final-Round, but a teacher or other student can play the Documentary in the Final-Round if you have a conflict. Website and Exhibit students will not be present for Final-Round judging.

Why does it take so long?

We know it can seem like a long wait from your interview to the Awards Ceremony. Behind the scenes, staff are working hard to make things happen as fast as possible. There are 900 students at State. There is literally no way that we can have the Awards Ceremony any earlier.

Do I have to go to Pre-Awards?

Pre-Awards will have plenty of fun and Topical Prize results, but no contest results will be presented. Teachers should plan on attending, as we will recognize their support of the History Day program!

Do I need to be at the Awards Ceremony to win?

Students do not need to be present to be eligible for the National Contest or to win a Topical Prize. If a student is unable to be present, a teacher or friend may pick up the medal or packet during awards.

Why is the Awards Ceremony so long?

We will go as fast as possible, but we have a lot of awards to present. All medal winners, Honorable Mentions, and Topical Prize winners will come to the stage in the Auditorium.

What if I need help at the event?

Look for a staff member in a bright blue bowling shirt. Our college mentors wear yellow bowling shirts.

What if my question isn't listed here?

Your friendly History Day staff is here to help! Call or email us for help: Sarah Aschbrenner (651-259-3489, Sarah.Aschbrenner@mnhs.org).